




E N G I N E E R E D   A I R   P R O D U C T S

# GLAZED IN LOUVRES

## W SERIES




**W**

---

**SERIES**

# W SERIES

## GLAZED IN LOUVRES



### Glaze in Louvres

The Colmans wide range of aluminium louvres are designed to be “glazed in” like a double glazed unit or panel into windows, doors, screens and curtain walling. Available with a range of rebate sizes to ensure compatibility with the glazing rebates from all the major aluminium systems.

### Material

Extruded aluminium section to BS EN 755: 6063:T6.

### Frame

Flanged extruded frame profile, mitred and TIG welded for additional strength, 50mm or 100mm depth, general thickness 2mm.

### Blades

Single or double bank, integral drainage channel, anti-cascade trap, rain lip, general thickness 1.5mm.

### Blade Pitch

50mm, 60mm and 70mm pitch.

### Blade Angle

45 degrees.

### Mullions

Mullions are selected to suit each particular application.

### Bird Mesh

Galvanised weld mesh (standard).

### Fixing

Suitable for integration within glazing systems. Available to suit 20mm, 24mm, 28mm, 38mm and 50mm glazing thicknesses.

### Weight

13kg/m<sup>2</sup> – 18kg/m<sup>2</sup>.

### Options

- Insect mesh, corlene fibre glass reinforced woven screen.
- Stainless steel insect or bird mesh available on request.
- Blanking Plates, plain metal blanking plates in either galvanised mild steel or aluminium sheet which can be combined with phenolic foam insulated panels.

### Finishes

- Mill finish as standard.
- Polyester Powder coated in accordance with BS 6496 to standard BS and RAL colour ranges.
- Special finishes available on request.



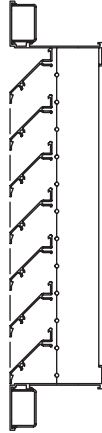
▲ Allestree Woodlands School.

# GLAZED IN LOUVRES OPTIONS

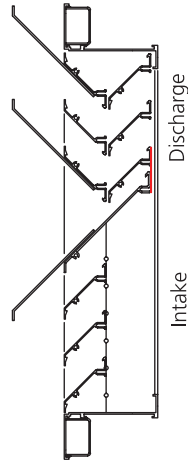
## 50mm Blade Pitch Options



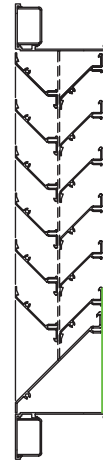
Standard 50mm Frame



Standard 100mm Frame

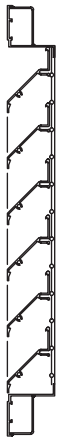


Combination

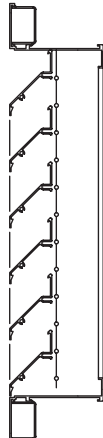


Discharge

## 60mm Blade Pitch Options

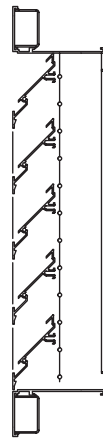


Standard 50mm Frame

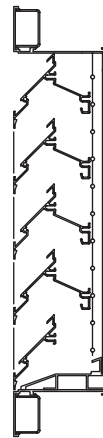


Standard 100mm Frame

## 70mm Blade Pitch Options



Moderate Exposure



Severe Exposure

# FACTORY FABRICATED 'GLAZED IN' LOUVRE SYSTEM



▲ Laleham Gap Primary School.



▲ XP School in Doncaster.

# PRODUCT RANGES

GRILLES	DIFFUSERS	LOUVRES
Linear Bar	Linear Slot	External
Ceiling	Louvre Face	Circular
Sidewall	Sidewall	Door
Floor	Perforated Face	Screens
Computer Floor	Circular	Penthouse
Cill	Swirl	Sand Louvres
Single & Double Deflection	Ceiling	Roof Louvres
Egg Crate	Sidewall Fixed & Adjustable	
Hinged Core	Jet Flow / Nozzle	
Door Transfer	Repus Displacement Ventilation	
Security and Prison		
Supply and Extract Valves		

## BESPOKE SERVICE

We offer a bespoke design service where standard products do not fit the requirements of the build, we also supply products in special colours and finishes including bronze, brass, gold and chrome to meet Architectural design specifications.



ENGINEERED AIR  
PRODUCTS

### Colman Air Distribution Limited

Unit 7, High Carr Business Park  
Decade Close, Newcastle-Under-Lyme  
Stoke-on-Trent, Staffordshire ST5 7UH

Telephone: +44 (0)1782 564383  
[www.colmanad.com](http://www.colmanad.com)

We reserve the right to alter specifications without notice and products will sometimes be supplied with modifications which do not strictly comply with the descriptions and illustrations in this publication.