



E N G I N E E R E D A I R P R O D U C T S

SUPPLY AND EXTRACT VALVES
MODELS AOOK AND AOOJ



A

SERIES

A SERIES SUPPLY VALVES



Application

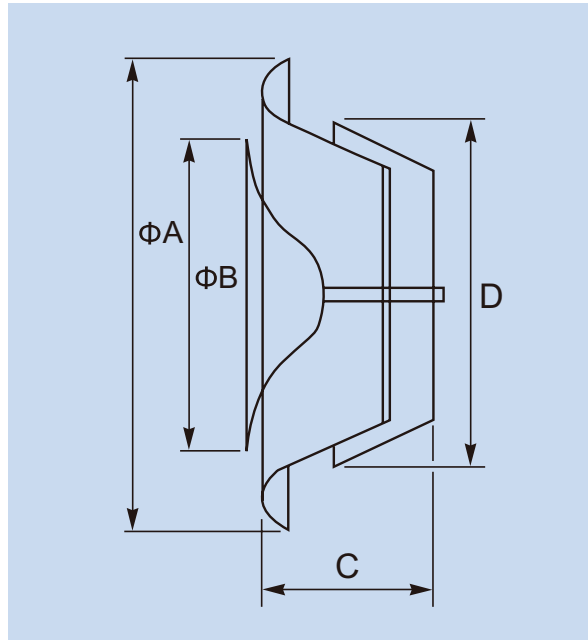
AOOK and AOOJ Supply and Extract Valves are an aesthetically pleasing terminal device which combine good appearance with accurate control over exhaust air volumes. The careful aerodynamic and acoustic design of the unit ensures low sound levels even at high pressure drop settings.

These valves are manufactured from high quality sheet steel with a RAL 9010 and RAL 9016 finish and can be easily installed with the aid of the mounting ring, which is supplied with sealing gasket with every unit.

These units can be used for toilet supply and extract, or any point requiring an accurate and easily set air volume.

Units with fusible links are available to order.

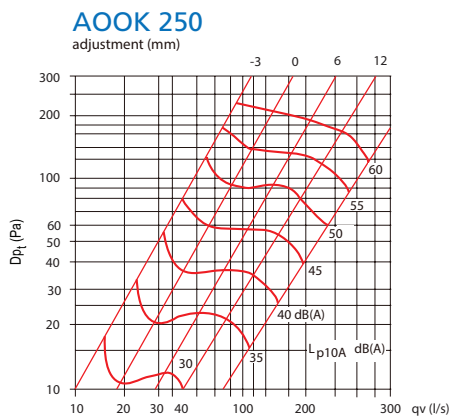
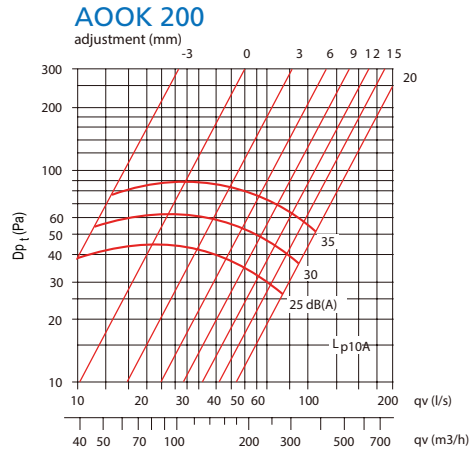
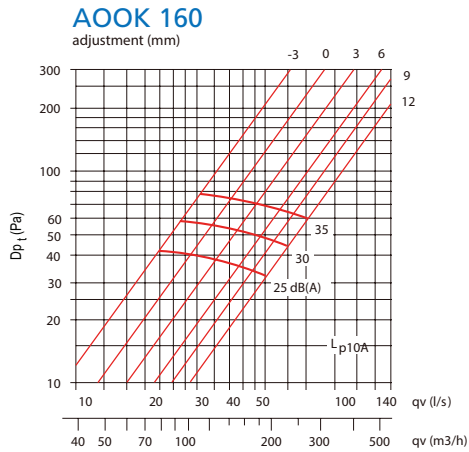
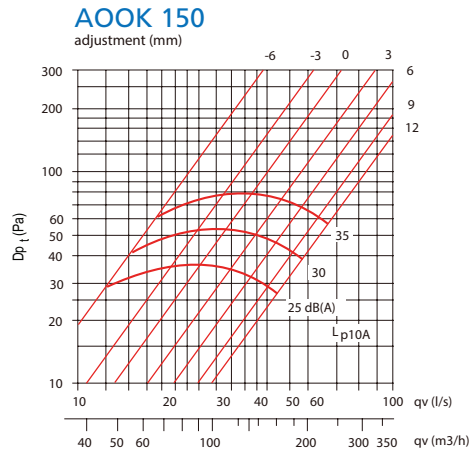
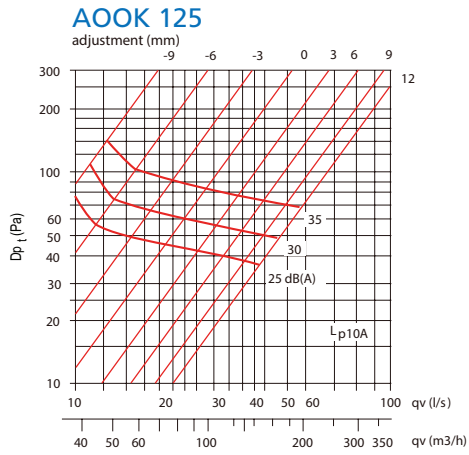
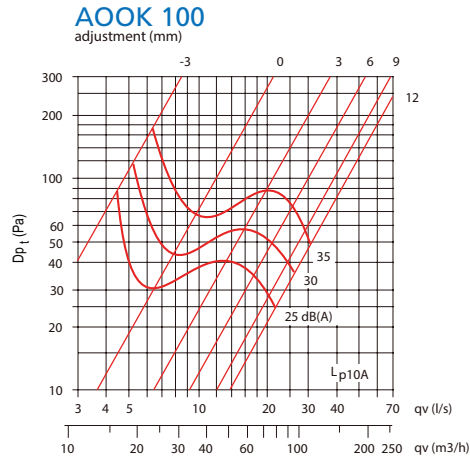
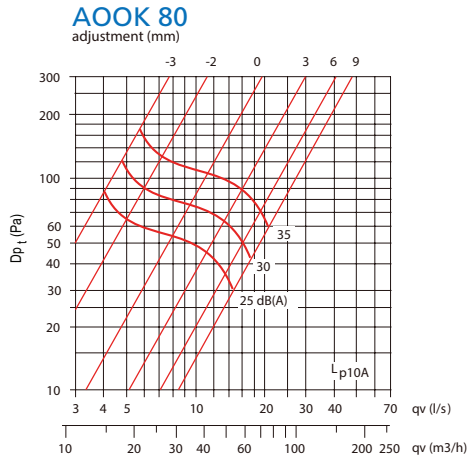
Plenum boxes are not supplied.



	MODEL	ØA	ØB	C	D
AOOK SUPPLY AIR VALVES	80	115	76	42	77.5
	100	138	92	40	97.5
	125	164	111	46	122.5
	150	202	135	50	147.5
	160	211	147	54	157.5
	200	248	194	63	197.5
	250	305	250	75	248

PERFORMANCE DATA

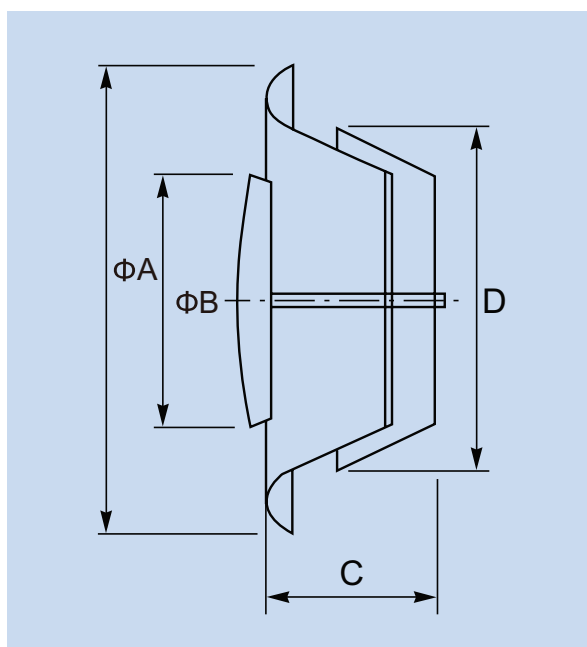
Supply Control Valve



A SERIES EXTRACT VALVES



	MODEL	ØA	ØB	C	D
A00J EXTRACT AIR VALVES	80	115	62	42	77.5
	100	138	75	40	97.5
	125	164	100	46	122.5
	150	202	120	50	147.5
	160	211	130	54	157.5
	200	248	158	63	197.5
	250	305	215	75	248

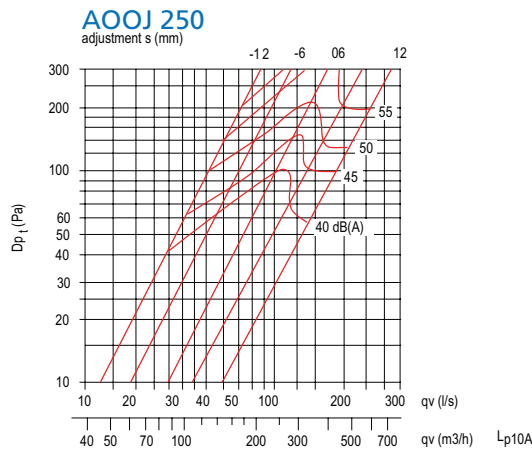
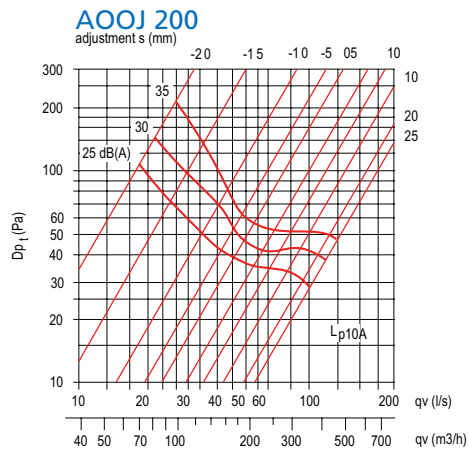
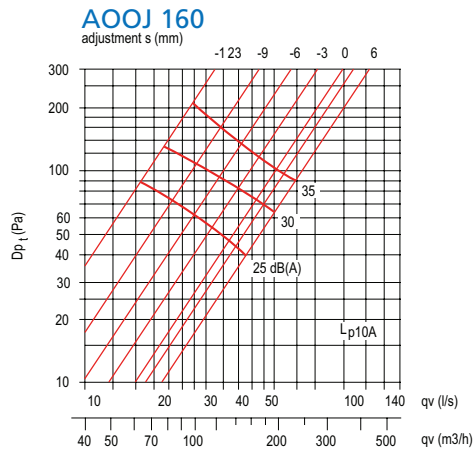
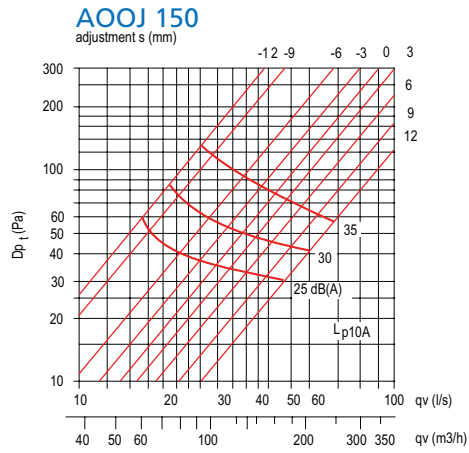
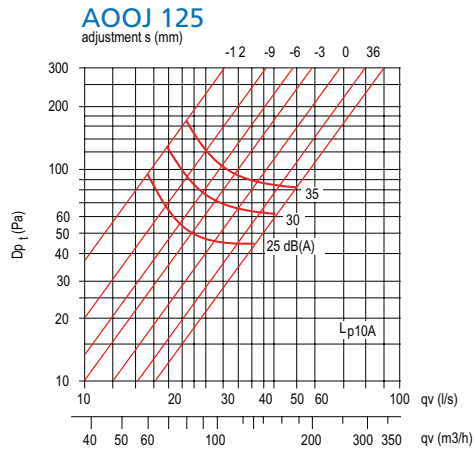
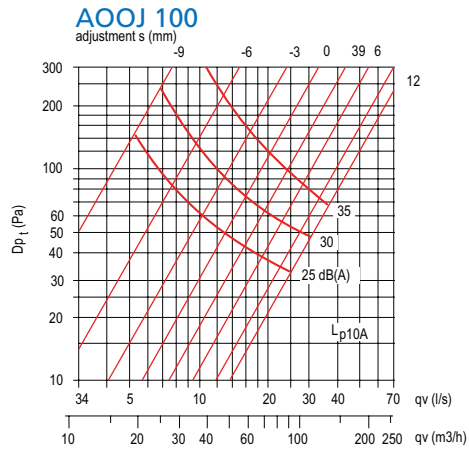
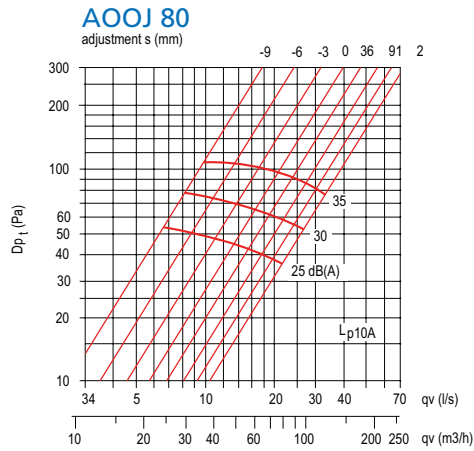


OPTIONS & ORDER CODES

SERIES	FRAME	ACCESSORIES	SUPPLY/EXTRACT	FUSIBLE OPTION	FIXINGS	FINISH
A	0	0	J Extract K Supply	0 Standard F Fusible Link	0	E RAL 9010 white 1 RAL 9016 white S Stainless Steel

PERFORMANCE DATA

Exhaust Control Valve



PRODUCT RANGES

GRILLES	DIFFUSERS	LOUVRES
Linear Bar	Linear Slot	External
Ceiling	Louvre Face	Circular
Sidewall	Sidewall	Door
Floor	Perforated Face	Screens
Computer Floor	Circular	Penthouse
Cill	Swirl	Sand Louvres
Single & Double Deflection	Ceiling	Roof Louvres
Egg Crate	Sidewall Fixed & Adjustable	
Hinged Core	Jet Flow / Nozzle	
Door Transfer	Repus Displacement Ventilation	
Security and Prison		
Supply and Extract Valves		

BESPOKE SERVICE

We offer a bespoke design service where standard products do not fit the requirements of the build, we also supply products in special colours and finishes including bronze, brass, gold and chrome to meet Architectural design specifications.



ENGINEERED AIR
PRODUCTS

Colman Air Distribution Limited

Unit 7, High Carr Business Park
Decade Close, Newcastle-Under-Lyme
Stoke-on-Trent, Staffordshire ST5 7UH

Telephone: +44 (0)1782 564383
www.colmanad.com

We reserve the right to alter specifications without notice and products will sometimes be supplied with modifications which do not strictly comply with the descriptions and illustrations in this publication.